



352



La serie Tosca è fornita con viti tradizionali.
Tosca series is supplied with traditional headvalves.
La série Tosca est disponible avec têtes traditionnelles.
Tosca Serie ist mit Standard Oberteile lieferbar.
La serie Tosca se suministra con montura estándar.

finiture disponibili
available finishes
finition disponibles
verfügbare farbe
acabados disponibles

10 Cromo - Chrome
Chromé - Chrom

353

tosca

Batteria lavabo 3 fori, bocca alta con soario 1" 1/4.

3-holes washbasin mixer, high spout with pop-up waste 1" 1/4.

Mélangeur à trois trous de lavabo avec bec haut et vidage 1" 1/4.

Dießloch-Waschtischbatterie, Auslauf und Ablaufgarnitur 1"1/4.

Bateria lavabo 3 agujeros, caño alto con desagüe 1"1/4.

Gruppo lavabo monoforo fuso con soario 1" 1/4.

Single hole washbasin mixer, cast type with pop-up waste 1" 1/4.

Mélangeur monotrou coulé de lavabo avec vidage 1" 1/4.

Waschtisch Einlochbatterie mit Ablaufgarnitur 1" 1/4.

Monobloc de lavabo fundido con desagüe 1"1/4.

Gruppo lavabo monoforo fuso senza soario.

Single hole washbasin mixer, cast type without pop-up waste.

Mélangeur monotrou coulé de lavabo sans vidage.

Waschtisch Einlochbatterie ohne Ablaufgarnitur.

Monobloc de lavabo fundido sin desagüe.

Gruppo lavabo monoforo, bocca girevole alta con scarico 1" 1/4.

Single hole washbasin mixer, swivel high spout with pop-up waste 1" 1/4.

Mélangeur monotrou de lavabo, bec haut mobile avec vidage 1" 1/4.

Waschtisch Einlochbatterie mit Rohrauslauf und Ablaufgarnitur 1"1/4.

Monobloc lavabo con caño giratorio alto y desagüe 1"1/4.

Batteria lavabo a ponte, bocca girevole.

Bridge type washbasin mixer, swivel spout.

Mélangeur de lavabo à pont, bec mobile.

Zweiloch - Brückenbatterie, Rohrauslauf.

Dateria fregadero-lavabo de sobreponer, caño giratorio.

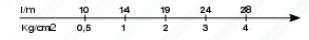
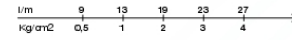
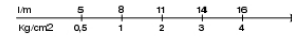
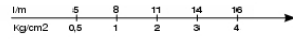
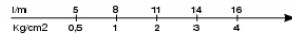
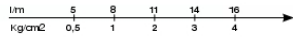
Coppia rubinetti cigno 1/2".

Pair of pillar taps 1/2".

Paire de robinets de lavabo 1/2".

Satz mit zwei Waschtisch Standventile 1/2".

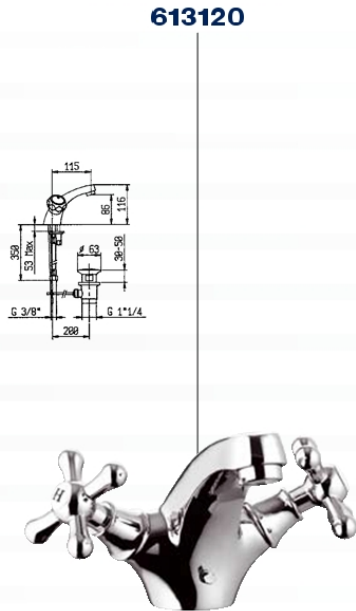
Par de grifos de lavabo 1/2".



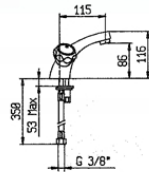
613075



613115



613120



613245



613520



613610



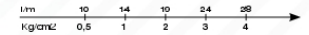
Coppia di rubinetti bassi lavabo 1/2".

Pair of 1/2" basin tap, low type.

Paire de robinets 1/2" bas de lavabo.

Satz mit 2 niedrig Waschtisch 1/2" standventile.

Par de grifos bajos de lavabo 1/2".



613640



354 | s e r i e t o s c a



355 | s e r i e t o s c a

lavabo

lavabo

Batteria bidet 3 fori con scarico 1" 1/4.

3-holes bidet mixer with pop-up waste 1" 1/4.

Mélangeur à trois trous de bidet avec vidage 1" 1/4.

Bidet Droilochbatterie mit Ablaufgarnitur 1" 1/4.

Bateria de bidet 3 agujeros con desagüe 1" 1/4.

Gruppo bidet monoforo fuso con scarico 1" 1/4.

Single hole bidet mixer cast type with pop-up waste 1" 1/4.

Mélangeur monotrou coulé de bidet avec vidage 1" 1/4.

Bidet Einlochbatterie mit Ablaufgarnitur 1" 1/4.

Monobloc de bidet fundido con desagüe 1" 1/4.

Gruppo bidet monoforo fuso senza scarico.

Single hole bidet mixer, cast type without pop-up waste.

Mélangeur monotrou coulé de bidet sans vidage.

Bidet Einlochbatterie ohne Ablaufgarnitur.

Monobloc de bidet fundido sin desagüe.

Gruppo vasca esterno con doccetta o flessibile 1,0 m.

Wall mounted bath mixer with shower and flex tube 1,0 m.

Mélangeur mural de bain-douche avec douchette et flexible 1,0 m.

Wannenfüll Batterie für Wandmontage mit Brause und Metallschlauch 1,0 m.

Bateria de baño exterior con flexible 1,0 m y ducha.

Batteria vasca doccia ad incasso con bocca, supporto con erogazione e doccetta.

Concealed bath-shower assembly, shower bracket with water delivery and shower.

Complet pour bain-douche à encastrer, support de douche avec erogation et douchette.

Unterputz Wannenfüll Batterie mit Umsteller Brause und Metallschlauch.

Bateria de baño empotrar con flexible, caño, soporte orientable con toma de agua y ducha.


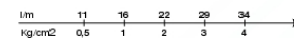
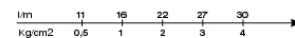
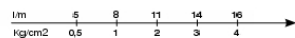
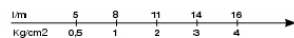
Gruppo vasca esterno con supporto orientabile, doccetta e flessibile 1,5 m.

Wall mounted bath mixer with swivel bracket, shower and flex hose 1,5 m.

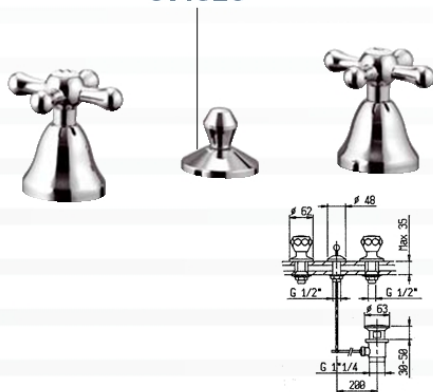
Mélangeur mural de bain-douche avec support orientable, douchette et flexible 1,5 m.

Wannenfüll Batterie für Wandmontage mit verstellbarer Brausehalter, Brause, und Metallschlauch 1,5 m.

Bateria de baño con soporte orientable, ducha y flexible 1,5 m.



614020




Coppia rubinetti bidet 1/2".

Pair of bidet taps 1/2".

Pairo de robineto do bidet 1/2".

Zwei Bidet Standventile 1/2".

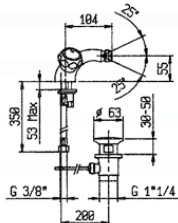

Par de 2 grifos de bidet 1/2".



614050



614110



614115



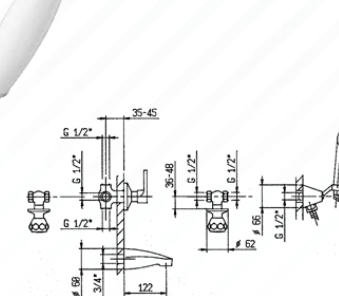
611030



611380



611031



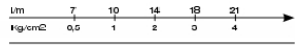
Supporto doccia orientabile con erogazione, flessibile 1,5 m e doccetta.

Swivel wall shower bracket with water delivery, flexible 1,5 m and shower.

Support de douche orientable avec débit, flexible 1,5 m et douchette.

Schwenkbarer Brausegabel.


Soporte de ducha giratorio con salida de agua, flexible 1,5 m y ducha.



991174



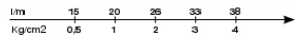
Coppia rubinetti da incasso dritto da 1/2".
Pair of concealed straight valves 1/2".
Paire de robinets à encastrer droit 1/2".
Zwei Unterputzventile, 1/2".
Par de llaves de paso para empotrar 1/2".



611240



Coppia rubinetti da incasso dritto 3/4".
Pair of concealed straight valves 3/4".
Paire de robinets à encastrer droits 3/4".
Zwei Unterputzventile, 3/4".
Par de llaves de paso para empotrar 3/4".



611241



781020



991174

992195



Miscelatore progressivo da incasso completo per vasca-doccia con deviatore.

Concealed progressive mixer complete, for bath and shower with automatic diverter.

Mitigeur progressif à encastrer complet pour douche avec inverseur automatique.

Komplett progressive Wannenfüll und Brausebatterie mit Umstellung.

Mezclador progresivo empotrable baño-ducha completo con distribuidor automático.

UNICO®, corpo ad incasso per vasca doccia senza parti esterne.

UNICO®, concealed body for bath-shower with automatic diverter, without exposed parts.

UNICO®, corps de mitigeur à encastrer de bain-douche avec inverseur, sans parties externes.

UNICO®, Unterputz Körper für Wannenfüll und Brausebatterie mit Umstellung ohne Aufputzteile.

UNICO®, Cuerpo de mezclador empotrable de baño-ducha sin partes externas.

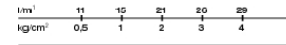
Miscelatore da incasso ACQUACLIMA® completo per vasca-doccia con deviatore.

Complete ACQUACLIMA® thermostatic mixer for bath and shower with diverter.

Mitigeur thermostatique complet ACQUACLIMA® pour bain-douche avec inverseur.

Komplett Unterputz ACQUACLIMA® Thermostat als Wannenfüll und Brausebatterie mit Umstellung.

Mezclador termostático ACQUACLIMA® empotrable completo con distribuidor automático para baño-ducha.



611090



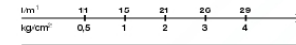
Solo parte esterna per miscelatore vasca-doccia completo di cartuccia progressiva.

Exposed part only of bath-shower concealed mixer with automatic diverter and progressive cartridge.

Partie extérieure seule pour mitigeur de bain-douche avec inverseur complète de cartouche progressive.

Aufputzteile für Wannenfüll und Brausebatterie mit Umstellung mit progressive Kartusche.

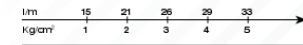
Partes externas de mezclador empotrable de baño-ducha completas de cartucho progresivo.



992727



UNICO



781020



Kit trasformazione da miscelatore monocomando ad ACQUACLIMA® vasca-doccia incasso.

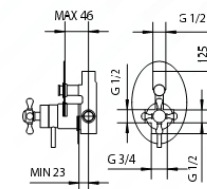
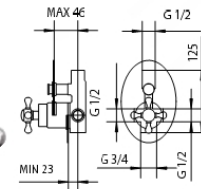
Kit to transform concealed single control mixer for bath-shower in ACQUACLIMA® mixer.

Jeu de transformation de mitigeur monocommande de bain-douche en mitigeur ACQUACLIMA® encastré.

Umbaukit von Unterputz Einhebelmischer zu ACQUACLIMA® Thermostatbatterie Wanne-Brause.

Juego de transformación de mezclador monocomando en ACQUACLIMA® empotrable de baño-ducha.

611091



781024



Miscelatore progressivo da incasso completo per doccia.

Concealed progressive mixer complete for shower.

Mitigeur progressif complet à encastrer pour douche.

Komplett Unterputz Brausebatterie.

Mezclador progresivo empotrable completo para ducha.

UNICO®, corpo ad incasso per doccia senza parti esterne.

UNICO®, concealed body for shower without exposed parts.

UNICO®, corps de mitigeur à encastrer douche sans parties externes.

UNICO®, Unterputzkörper für Brausebatterie, ohne Aufputzteile.

UNICO®, Cuerpo de mezclador empotrable para ducha sin partes externas.

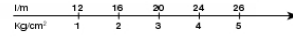
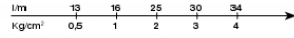
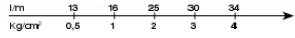
Miscelatore da incasso ACQUACLIMA® completo per doccia.

Complete ACQUACLIMA® thermostatic mixer for shower, concealed installation.

Mitigeur thermostatique ACQUACLIMA® complet pour douche à encastrer.

Komplett Unterputz ACQUACLIMA® Thermostatbatterie für Dusche.

Mezclador termostático ACQUACLIMA® empotrable completo para ducha.



612090



992726



782010



Solo parte esterna per miscelatore progressivo da incasso per doccia.
Exposed part only for concealed progressive mixer.

Partie extérieure seule pour mitigeur progressif à encastrer pour douche.

Aufputzteile Teile für progressive Unterputz Brausebatterie.

Sólo partes externas para mezclador progresivo empotrable para ducha.

UNICO®, POLYPROPYLENE

992732



UNICO®

Kit di trasformazione da miscelatore monocomando ad ACQUACLIMA® per doccia incasso.

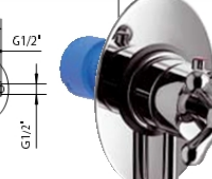
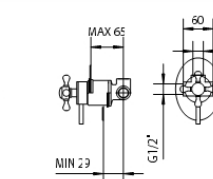
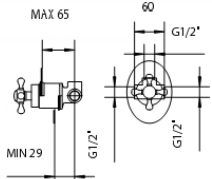
Kit to transform concealed single control mixer for shower in ACQUACLIMA® mixer.

Jeu de transformation de mitigeur monocommando de douche en mitigeur ACQUACLIMA® encastré.

Umbausatz von Brausebatterie zu ACQUACLIMA® Unterputzthermostat.

Kit de transformación de mezclador monocomando en termostático ACQUACLIMA® para ducha.

612091



782025



acqua clima



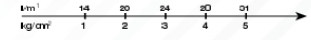
Miscelatore ACQUACLIMA® da incasso completo per doccia multi-funzione con deviatore a 2 uscite con dischi in ceramica.

Concealed ACQUACLIMA® thermostatic mixer complete, for multi-points shower with ceramic discs diverter, 2 outlets.

Mitigeur thermostatique ACQUACLIMA® à encastrer complet pour douche multi-fonction avec inverseur à disques en céramique, 2 sorties.

Komplett Unterputz ACQUACLIMA® Thermostat Mischer für Wellness Duschcabinen mit Keramische Scheiben, Umstellung, 2 Ausgänge.

Mezclador ACQUACLIMA® empotrable completo para ducha multifunción, distribuidor automático con discos cerámicos, 2 salidas.

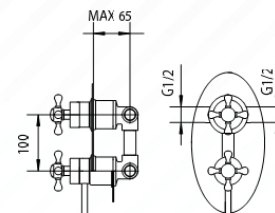




782067

acqua clima



992648



Miscelatore ACQUACLIMA® da incasso completo per doccia multi-funzione con deviatore a 3 uscite con dischi in ceramica.

Concealed ACQUACLIMA® thermostatic mixer complete, for multi-points shower with ceramic discs diverter, 3 outlets.

Mitigeur thermostatique ACQUACLIMA® à encastrement complet pour douche multi-fonction avec inverseur à disques en céramique, 3 sorties.

Komplett Unterputz ACQUACLIMA® Thermostat Mischer für Wellness Duschkabinen mit Keramische Scheiben, Umstellung, 3 Ausgänge.

Mezclador ACQUACLIMA® empotrable completo para ducha multifunción, distribuidor automático con discos cerámicos, 3 salidas.



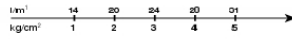
Miscelatore ACQUACLIMA® da incasso completo per doccia multi-funzione con deviatore a 4 uscite con dischi in ceramica.

Concealed ACQUACLIMA® thermostatic mixer complete, for multi-points shower with ceramic discs diverter, 4 outlets.

Mitigeur thermostatique ACQUACLIMA® à encastrement complet pour douche multi-fonction avec inverseur à disques en céramique, 4 sorties.

Komplett Unterputz ACQUACLIMA® Thermostat Mischer für Wellness Duschkabinen mit Keramische Scheiben, Umstellung, 4 Ausgänge.

Mezclador ACQUACLIMA® empotrable completo para ducha multifunción, distribuidor automático con discos cerámicos, 4 salidas.



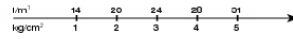
Miscelatore ACQUACLIMA® da incasso completo per doccia multi-funzione con deviatore a 5 uscite con dischi in ceramica.

Concealed ACQUACLIMA® thermostatic mixer complete, for multi-points shower with ceramic discs diverter, 5 outlets.

Mitigeur thermostatique ACQUACLIMA® à encastrement complet pour douche multi-fonction avec inverseur à disques en céramique, 5 sorties.

Komplett Unterputz ACQUACLIMA® Thermostat Mischer für Wellness Duschkabinen mit Keramische Scheiben, Umstellung, 5 Ausgänge.

Mezclador ACQUACLIMA® empotrable completo para ducha multifunción, distribuidor automático con discos cerámicos, 5 salidas.



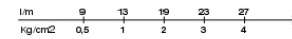
Gruppo doccia esterno con supporto orientabile flessibile m. 1, 5 e doccia.

Exposed shower mixer with shower, swivel bracket and flexible m. 1,5.

Mélangeur de douche externe avec douchette, support orientable et flexible m. 1,5.

Brausebatterie für Wandmontage, mit verstellbarer Brausehalter, Brause und Metallschlauch M. 1,5.

Bateria de ducha con soporte orientable, flexible m. 1,5 y ducha.



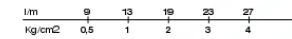
Gruppo doccia esterno, senza doccia attacco inferiore da 3/4".

Exposed shower mixer without shower, lower attachment 3/4".

Mélangeur de douche externe, sans douchette.

Brausebatterie für Wandmontage, ohne Brausegarnitur.

Bateria plato ducha, sin ducha, racor inferior de 3/4".



782068

acqua
clima



782069

acqua
clima



782070

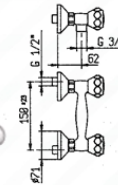
acqua
clima



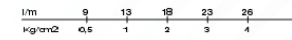
612014



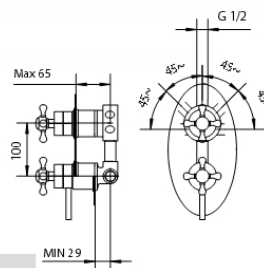
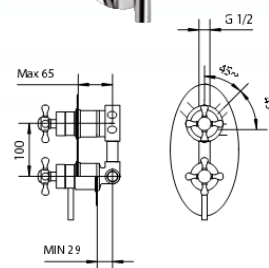
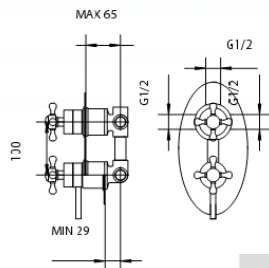
612015



Braccio doccia fuso con soffione Tango.
Heavy shower arm with Tango shower head.
Bras de douche lourd avec pomme Tango.
Gegossener Dusche Arm mit Tango Dusche.
Razo ducha con rociador Tango.



992613



PALAZZANI

362

serie toscana

PALAZZANI

363

serie toscana



La rubinetteria per cucinella nella sezione "Chef".
You can find kitchen sink mixer in the "Chef" section.
La robinetterie pour évier cuisine est publiée dans la section "Chef".
Die Spülischarmaturen sind auf der Seite "Chef" gelistet.
La grifería para fregadero de cocina está ilustrada en la sección "Chef".

Chef
Palazzani
serie toscana